

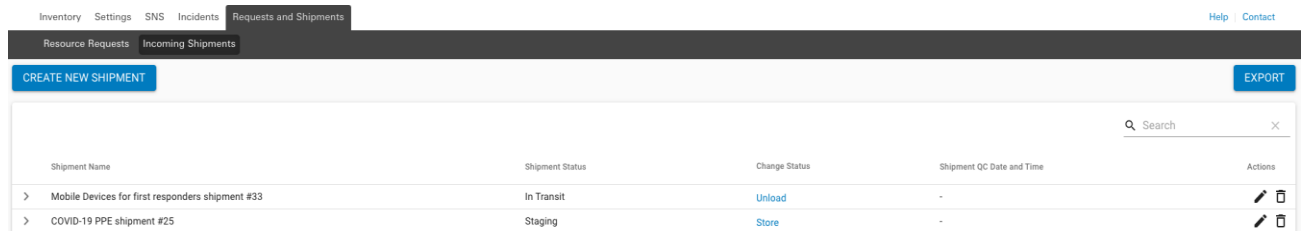
EMSupply™ 1.4.6 Release Notes





These notes describe highlights of the EMSupply 1.4.6 release scheduled for Thursday, April 16, 2020. More information is available through your solution or by contacting the Juvare Support Center at 877-771-0911 or support@juvare.com.

Incoming Shipments

Added new a feature to the Incoming Shipments list that allows you to view information in a collapsed (default) or an expanded view.

For example, in the collapsed view, limited data and information are displayed.



Shipment Name	Shipment Status	Change Status	Shipment QC Date and Time	Actions
> Mobile Devices for first responders shipment #33	In Transit	Unload	-	 
> COVID-19 PPE shipment #25	Staging	Store	-	 

The expanded view allows you to view additional information that can be displayed in header and table formats. In the header format, shipment location information (i.e., Incoming shipment delivery location: <Shipment Location>) and shipment received date (i.e., Shipment received: <Received Date>) are displayed. The following shipment information is displayed in the table format:

- Container #
- Item
- Category
- Sub-Location
- Quantity

Inventory Settings SNS Incidents **Requests and Shipments** Help Contact

Resource Requests Incoming Shipments

CREATE NEW SHIPMENT EXPORT

Search

Shipment Name	Shipment Status	Change Status	Shipment QC Date and Time	Actions
Mobile Devices for first responders shipment #33	In Transit	Unload	-	

Incoming shipment delivery location: E

Container #	Item	Category	Sub Location	Quantity
E-123	Phone	Electronics > Mobile Devices		30

COVID-19 PPE shipment #25 Staging Store

Incoming shipment delivery location: E

Container #	Item	Category	Sub Location	Quantity
G03	Gown, isolation, yellow	PPE - PPE > GOWN - Gowns	E2	2000
G02	Gloves, nitrile, medium, Kimberly/Clark	GLV - Gloves > NTRL - Nitrile	E2	15000
M13	Mask, N95, small	RESP - Respirators > N95 - N95	E1	2000
M14	Mask, N95, medium	RESP - Respirators > N95 - N95	E2	2000
R08	Mask, full face shield, w/ velcro headband	MASK - Mask > SURG - Mask, Surgical	E2	5000
M12	Mask, N95, universal, 3M 1870	RESP - Respirators > N95 - N95	E2	4000
A03	Goggles, Safety	EYE - Eye Protection > GOGG - Goggles, Safety	E1	900
G01	Gloves, nitrile, small, Kimberly/Clark	GLV - Gloves > NTRL - Nitrile	E2	25000
G01	Gloves, nitrile, large, Kimberly/Clark	GLV - Gloves > NTRL - Nitrile	E2	25000
M15	Mask, N95, large	RESP - Respirators > N95 - N95	E2	2000

Resource Requests

- Added new a feature to the Resource Requests list that allows you to view information in a collapsed (default) or an expanded view.

For example, in the collapsed view, limited data and information are displayed.

Inventory Settings SNS Incidents **Requests and Shipments** Help Contact

Resource Requests Incoming Shipments

CREATE NEW RESOURCE REQUEST EXPORT

Search

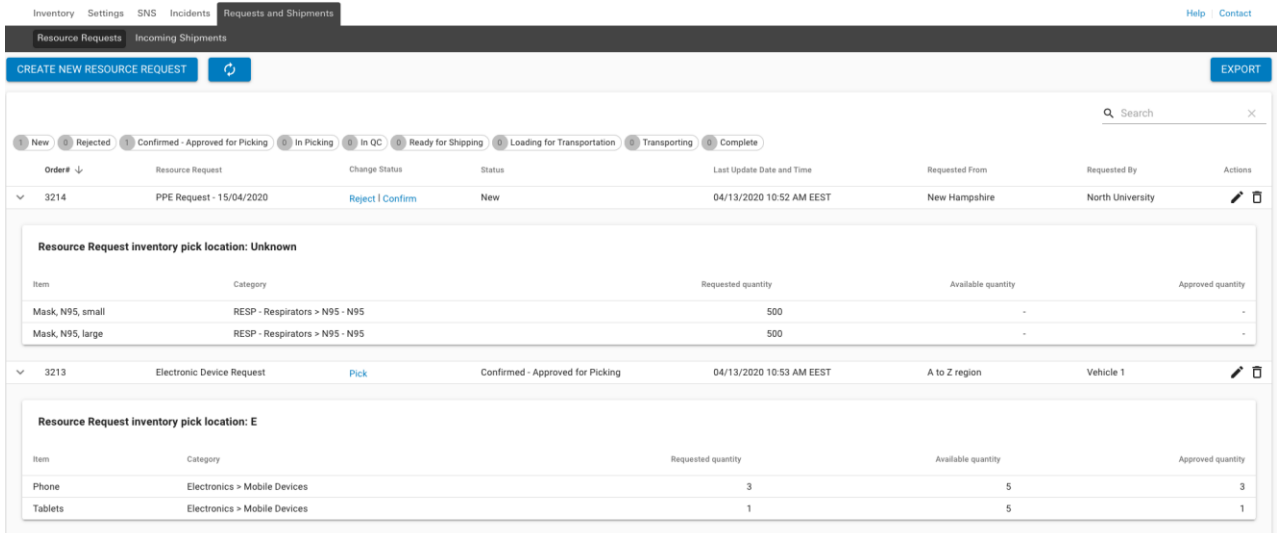
New
 Rejected
 Confirmed - Approved for Picking
 In Picking
 In QC
 Ready for Shipping
 Loading for Transportation
 Transporting
 Complete

Order#	Resource Request	Change Status	Status	Last Update Date and Time	Requested From	Requested By	Actions
> 3214	PPE Request - 15/04/2020	Reject Confirm	New	04/13/2020 10:52 AM EEST	New Hampshire	North University	
> 3213	Electronic Device Request	Pick	Confirmed - Approved for Picking	04/13/2020 10:53 AM EEST	A to Z region	Vehicle 1	

The expanded view allows you to view additional information that can be displayed in header and table formats. In the header format, shipment location information (i.e., Resource Request inventory pick location: <Location>, select location, and location status [i.e., Unknown or New]) is displayed. The following shipment information is displayed in the table format:

- Item
- Category
- Requested quantity

- Available quantity (i.e., “Confirmed” [which displays when the status is confirmed or thereafter], “–” [which indicates that the quantity is unknown], and 0 [which indicates None or no value])
- Approved quantity (i.e., “Confirmed” [which displays when the status is confirmed or thereafter] or “–” [which indicates that the quantity is unknown])



The screenshot shows the 'Resource Requests' section of the JUVARE system. It features a navigation bar with 'Inventory', 'Settings', 'SNS', 'Incidents', and 'Requests and Shipments'. Below this is a sub-navigation bar with 'Resource Requests' and 'Incoming Shipments'. A 'CREATE NEW RESOURCE REQUEST' button and an 'EXPORT' button are visible. A search bar is located on the right. A progress bar at the top indicates the status of requests: 1 New, 3 Rejected, 3 Confirmed - Approved for Picking, 3 In Picking, 3 In QC, 3 Ready for Shipping, 3 Loading for Transportation, 3 Transporting, and 3 Complete. The main table lists two requests:

Order #	Resource Request	Change Status	Status	Last Update Date and Time	Requested From	Requested By	Actions
3214	PPE Request - 15/04/2020	Reject Confirm	New	04/13/2020 10:52 AM EEST	New Hampshire	North University	[Edit] [Delete]
Resource Request inventory pick location: Unknown							
Item	Category	Requested quantity	Available quantity	Approved quantity			
Mask, N95, small	RESP - Respirators > N95 - N95	500	-	-			
Mask, N95, large	RESP - Respirators > N95 - N95	500	-	-			
3213	Electronic Device Request	Pick	Confirmed - Approved for Picking	04/13/2020 10:53 AM EEST	A to Z region	Vehicle 1	[Edit] [Delete]
Resource Request inventory pick location: E							
Item	Category	Requested quantity	Available quantity	Approved quantity			
Phone	Electronics > Mobile Devices	3	5	3			
Tablets	Electronics > Mobile Devices	1	5	1			

- Enhanced solution speed and performance when approving and completing multiple Resource Requests within a single inventory.

Manage Inventory

- Resolved an issue in which the Export option displays for customers with Standard and View Only roles, giving them access to inventory reports. The Export option now only displays for Customer Admins who can open and save full inventory exports.
- Resolved an issue in which item quantities sometimes display incorrectly in the Customer and Region views. Item quantities now correctly display in these views.