





EMSupply™ 1.8 Release Notes

These notes describe highlights of the EMSupply 1.8 released Wednesday, July 1, 2020. More information is available through your solution or by contacting the Juvare Support Center at 877-771-0911 or support@juvare.com.

Resource Requests

- Added the ability to replace or delete inventory items in the Resource Request. When confirming the status of an active request, newly-added action icons allow you to replace or delete inventory items. When the replace item icon (↺) is selected, a list of Only Available Items appears by default. Once replacement items are selected, a confirmation message appears, prompting you to confirm the inventory update. If an inventory item is unavailable or is no longer wanted, you can select the delete icon (🗑️) to remove it from the request list.

Note: To view all items and not just available items, you can uncheck the checkbox for “Show available items”. Once done, all items will display.

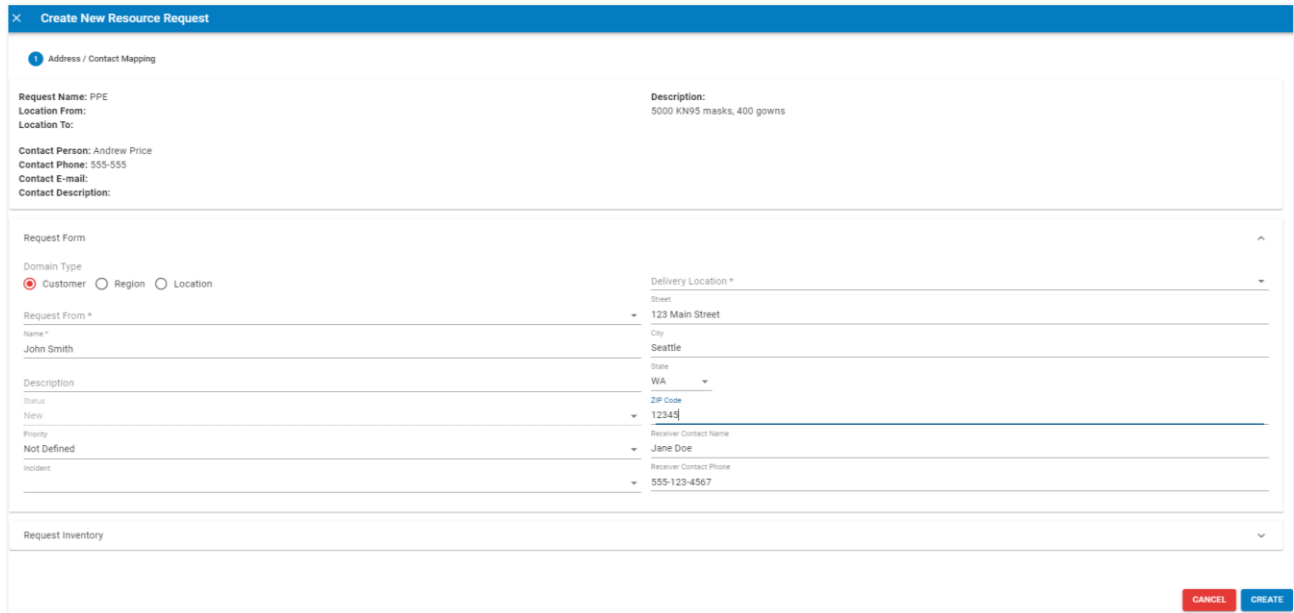
| Actions | Item | Category |
|---|--------------------------|-------------------------------------|
|   | Mask, respirator, small | MASK - Mask > SURG - Mask, Surgical |
|   | Mask, respirator, medium | MASK - Mask > SURG - Mask, Surgical |

Replace Gloves, cloth, protective

Are you sure you want to replace Gloves, cloth, protective with Gloves, exam, non-sterile, Xlarge, powder-free, non-latex?

CANCEL OK

- Added the ability to create Pending Resource Requests from external applications. Information in the Pending Resource Requests, such as request name, description, locations (to/from), and contact information can be viewed and updated. Once you select “Create”, the pending request becomes an active request and no longer displays in the Pending Resource Request tab.



Application Programming Interface (API) Settings

Added a new setting through the external API that allows the toggle display of Pending Resource Requests and SNS features. Customer administrators can adjust settings from the Customer form in the Domains area, allowing them to toggle back and forth between enabling and disabling the SNS and Pending Resource Requests tabs. When the settings are enabled, the tabs are visible, and when the settings are disabled, the tabs are hidden.

Note: When adjusting the settings, you must log out and then log back in for the updated settings to take effect.

Improvements and Enhancements

- Enhanced the Resource Request page to better optimize and improve overall solution performance.
- Resolved an issue causing a response delay when the Resource Request list is refreshed after a row within the list is deleted. A response delay no longer occurs when the Resource Request list is refreshed.