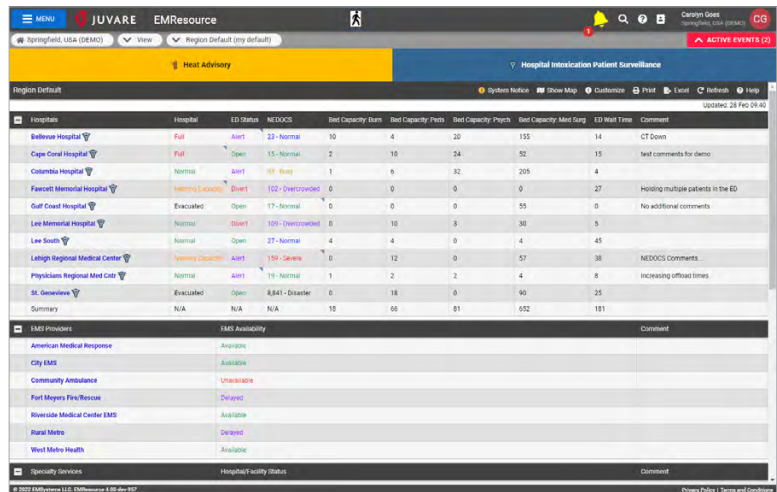




EMResource 4.0

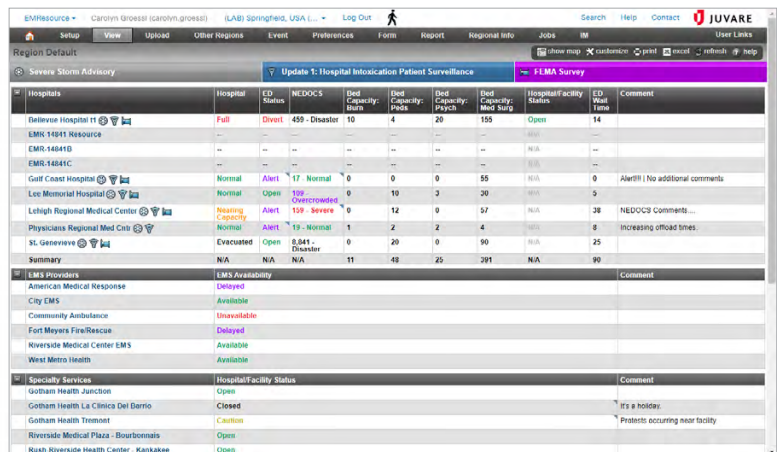
EMResource 4.0 was designed to improve your experience. Some of the updates, like the styling of the top banner and navigation redesign, are immediately visible, while others are quite subtle. These changes were developed to provide a more intuitive solution, with streamlined workflows that help you get your work done more effectively through the same vital planning, resourcing, and communication solution you know and trust.

When you open EMResource 4.0, the first page you see is your home page, as configured by your administrator through your user profile. Usually, this is the Region Default view, which contains several tables listing the main resources your facility or organization wants to track. The information on this page has not changed. However, you may notice different colors, menus, and features, especially at the top, which make it easier to navigate. In addition, modifications to the color tones allow for better readability between table rows.



Hospital	ED Status	NEDOC's	Bed Capacity: Barn	Bed Capacity: Psych	Bed Capacity: Med Surg	ED Wait Time	Comment		
Bellevue Hospital	Full	Alert	23 - Normal	10	4	20	14	CT Down	
Cape Coral Hospital	Full	Open	15 - Normal	2	10	24	52	last comments for deno	
Columbia Hospital	Normal	Alert	0 - Busy	1	6	32	205	4	
Farwell Memorial Hospital	Warning/Disaster	Disast	0 - Overcrowded	0	0	0	0	27	Holding multiple patients in the ED
Gulf Coast Hospital	Evacuated	Open	17 - Normal	0	0	0	55	0	No additional comments
Lee Memorial Hospital	Normal	Alert	10 - Overcrowded	0	10	3	30	30	5
Lee South	Normal	Open	27 - Normal	4	4	0	4	4	45
Lehigh Regional Medical Center	Warning/Disaster	Alert	15 - Severe	0	12	0	57	38	NEDOC's Comments
Physicians Regional Med Ctr	Normal	Alert	76 - Normal	1	2	1	4	8	increasing offload times
St. Geriatrics	Evacuated	Open	8,841 - Disaster	0	18	0	80	25	
Summary	N/A	N/A	N/A	10	66	91	652	191	

EMResource 4.0




Hospital	ED Status	NEDOC's	Bed Capacity: Barn	Bed Capacity: Psych	Bed Capacity: Med Surg	Hospital Facility Status	ED Wait Time	Comment		
Bellevue Hospital	Full	Disast	459 - Disaster	10	4	20	155	Open	14	
EMR 1587 Resource	---	---	---	---	---	---	---	N/A	---	
EMR 54845D	---	---	---	---	---	---	---	N/A	---	
EMR 54845C	---	---	---	---	---	---	---	N/A	---	
Gulf Coast Hospital	Normal	Alert	17 - Normal	0	0	0	55	N/A	0	Alert!! No additional comments
Lee Memorial Hospital	Normal	Open	109 - Overcrowded	0	10	3	20	N/A	5	
Lehigh Regional Medical Center	Warning/Disaster	Alert	159 - Severe	0	12	0	57	N/A	38	NEDOC's Comments...
Physicians Regional Med Ctr	Normal	Alert	18 - Normal	1	2	2	4	N/A	8	increasing offload times
St. Geriatrics	Evacuated	Open	8,841 - Disaster	0	20	0	90	N/A	25	
Summary	N/A	N/A	N/A	11	68	25	291	N/A	90	

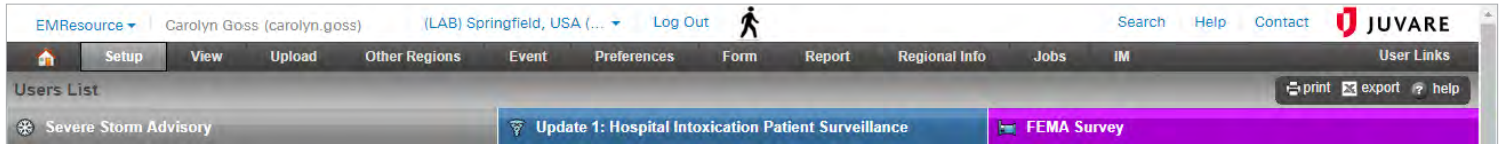
EMResource 3.x

As we zoom in, you see the top banner still consists of four bars that help you navigate the solution, alert you to important events, and offer shortcuts to specific actions. These include the solution bar, navigation bar, events bar, and page utilities.

EMResource 4.0



EMResource 3.x

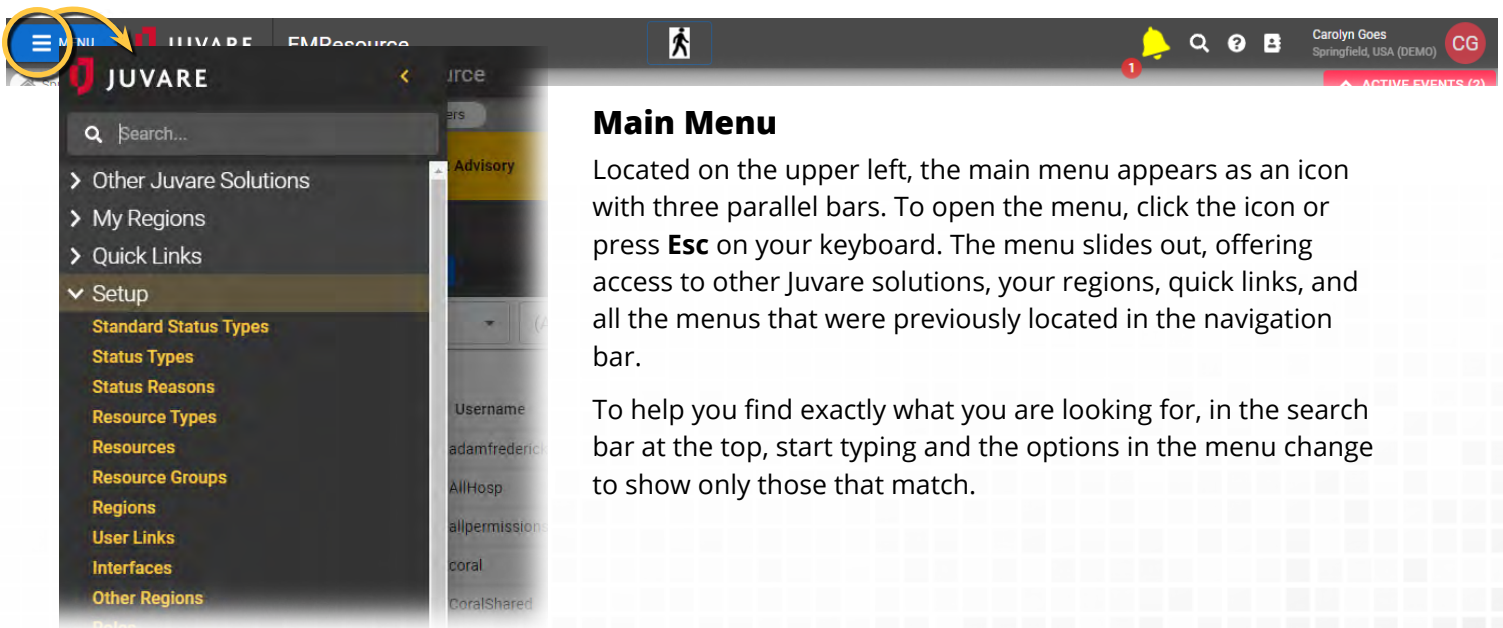


1 Solution Bar

At the top of the banner, the solution bar is always visible, regardless of what page you are on. From left to right, it provides quick access to five key features:

- + Main menu, on the left, consolidates all the tabbed menus that you previously found on the navigation bar.
- + Name of the solution, which is helpful when rapidly moving between solutions.
- + Quick links, which appear only when appropriate to notify you about and act as links to items that require your attention.
- + Notifications, search, and help icons provide access to important information.
- + User profile, on the right, displays your name and region, while also offering direct access to view and update your profile.

Accessed through the solution bar, the main menu and new notifications center are two of the most important enhancements in EMResource 4.0.



Main Menu

Located on the upper left, the main menu appears as an icon with three parallel bars. To open the menu, click the icon or press **Esc** on your keyboard. The menu slides out, offering access to other Juvare solutions, your regions, quick links, and all the menus that were previously located in the navigation bar.

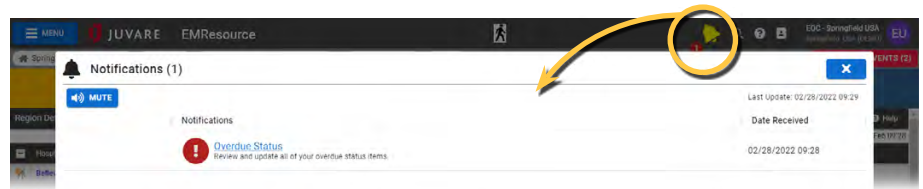
To help you find exactly what you are looking for, in the search bar at the top, start typing and the options in the menu change to show only those that match.

Notifications

Toward the center, an animated and audible bell appears when you receive any type of notification.

Click the bell to open the notifications center. All notifications are listed here, so you no longer need to navigate away from your current task to review notifications. Instead, you can decide which notification to address first or select one or more checkboxes to acknowledge or dismiss notifications.


Note: The bell continues to sound the alarm until all notifications are acknowledged or resolved.



2 Navigation Bar

The second bar from the top, the navigation bar, is also always visible. Instead of the static menus that occupied this bar previously, you now see ovals that act as breadcrumbs, indicating where you are in the solution, and acting as menus with navigation shortcuts. From left to right, these features are:

- + Home link, identifies your region and offers quick access to return to your home page.
- + Section menu, identifies the section in which the current page is located. Open this menu for quick access to other sections.
- + Page menu, when available, offers access to other pages in the current section.
- + Active events count, displays the number of events and allows you to expand and contract the events bar.



The position of the third and fourth bars (events and page utilities bars) has been reversed. Activated events are still clearly visible, with colored notices that appear when the bar is expanded, and the location of page utilities is now closer to and more relevant for taking action on the current page.

3 Events Bar

Forwarding an important feature of our previous design, the events bar displays warnings and visual reminders about events that are happening in your region. Event warnings are color-coded, according to selections made during event template creation, and you can click an event warning to immediately open the page and get more information. The events bar can be expanded or contracted during your session.

4 Page Utilities

Similar to the page utilities offered previously, this bar provides immediate access to features such as system notices, the map, customization, printing, page-level help, and other features. While the bar is always visible, the links available on the bar change depending on the page you are viewing.

Page Actions

New in EMResource 4.0, the page actions bar appears within the page when appropriate. Located directly above the page information, action buttons on this bar allow you to quickly save, cancel, or otherwise enact page-level changes.

User Management

To improve user management in EMResource, new search, filter, and column options have been added to the Users List. Search and filter on any component to quickly locate the right users or adjust the visible columns for a different look at the information available for all users.

Bulk selection is available on the left and the options previously offered in the Actions column are now located at the top of an individual user's page.

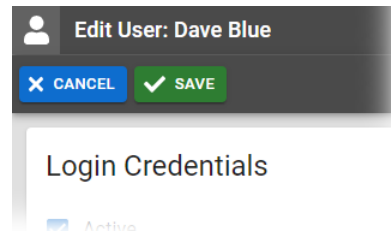
On the Users List, click a user's name to open their profile. You can review their contact details and settings or use the page action options to change their preferences or regions, copy their settings to create a new user, or simply edit their profile.

Create and Edit Users

Now when you need to create or edit users, the page actions bar appears at the top of the page to help you quickly review the information and enact changes.

In addition to the new layout, features on these pages allow you to:

- + Preview a user's profile for a quick look at their contact information, preferences, and regions.
- + Use the page actions bar to seamlessly view, copy, edit, or navigate away from profiles.
- + Intuitively add and edit users through an updated interface.
- + Scan to review current selections, open a window to make changes, and then save those changes in a quick, cohesive workflow.



Full Name	Username	Organization	Login Email	Regions	Last Login	Authentic.	Active
Hospital Name	hospitalname	Springfield USA	chuckdemo345@mailinator...	1 (never)	Jun 04 ACC...	✓	
Hospital Smith	hospitalsmith	Springfield USA	chuckdemo234@mailinator...	1	02/26/2012 11:02	Jun 04 ACC...	✓
Hospital Liam	hospitalname	Hospital Name	chuckdemo345@mailinator...	1	09/30/2009 17:41	Jun 04 ACC...	✓
Hospital Mark	hospital345	Springfield USA	chuckdemo234@mailinator...	7	07/06/2015 13:38	CAM	✓
Hospital Sam	hospital345	Juvare	chuckdemo345@mailinator...	5	09/16/2021 09:59	Jun 04 ACC...	✓
Janice Smith	josmith	Juvare	chuckdemo345@mailinator...	4	09/16/2021 07:32	Jun 04 ACC...	✓
Jeff Smith	josmith	Springfield USA	chuckdemo234@mailinator...	4	07/20/2011 05:51	Jun 04 ACC...	✓
Hospital Smith	hospitalsmith	Springfield USA	chuckdemo345@mailinator...	1	02/26/2012 11:02	Jun 04 ACC...	✓
Hospital Liam	hospitalname	Hospital Name	chuckdemo345@mailinator...	1	06/30/2009 17:41	Jun 04 ACC...	✓
Hospital Mark	hospital345	Springfield USA	chuckdemo234@mailinator...	7	07/06/2015 13:38	CAM	✓
Hospital Sam	hospital345	Juvare	chuckdemo345@mailinator...	5	09/16/2021 09:59	Jun 04 ACC...	✓
Janice Smith	josmith	Juvare	chuckdemo345@mailinator...	4	09/16/2021 07:32	Jun 04 ACC...	✓
Jeff Smith	josmith	Springfield USA	chuckdemo234@mailinator...	4	07/20/2011 05:51	Jun 04 ACC...	✓

EMResource 4.0

Actions	Username	Full Name	Organization	Last Login
Edit Copy	00001	00001	Children's Hospital	10/12/2017 13:47
Edit Copy	00002	00002	Cape Coral Hospital	03/12/2019 04:08
Edit Password Copy	admin@juvare.com	test2	Children's Hospital	03/06/2021 11:33
Edit Copy	AlAccess	AlAccess	Cape Coral Hospital	03/10/2020 06:23
Edit Password Copy	AlHosp	All Hospitals	Children's Hospital	11/21/2017 08:07
Edit Password Copy	anywhere	Demo/Vacation	Children's Hospital	03/10/2020 06:23
Edit Password Copy	appause@ctb.us	appause	Cape Coral Hospital	11/21/2017 08:07
Edit Copy	athm	athm	Children's Hospital	03/06/2021 11:33
Edit Password Copy	as2	as2	Children's Hospital	08/25/2015 09:28
Edit Copy	app@juvare.com	app@juvare.com	Cape Coral Hospital	08/12/2017 13:47
Edit Password Copy	bellevueuser	bellevueuser	Children's Hospital	03/26/2019 07:47
Edit Password Copy	cap@juvare.com	cap@juvare.com	Cape Coral Hospital User	08/12/2017 13:47
Edit Password Copy	chuck	Chuck J	Juvare	10/12/2017 07:57
Edit Password Copy	chucknewone	Chuck New One	Cape Coral Hospital	(never)

EMResource 3.x

