

# eICS 3.11 Release Notes


These notes describe highlights of the eICS 3.11 release, scheduled for June 27, 2018. More information about these and other features is available through the Client Hub or by contacting Juvare Support ([support@juvare.com](mailto:support@juvare.com)).


## HVA Report for Groups


The HVA Report for Groups allows you to quickly download and submit aggregated HVA data to demonstrate compliance for facilities in your group.


With one click, the **Print** option automatically generates the HVA report containing information about the group's Top Risks and Included Facilities.

- **Top Risks:** Displays hazards, ranked by vulnerability, and aggregated data for actual incidents, as well as assessed vulnerability and preparedness levels.
- **Included Facilities:** Lists all facilities in the group and indicates which ones submitted HVA data that was included in the group report.

 Planning

 Response

 Recovery

 Settings

Hazard Vulnerability Analysis

HVA for Springfield USA

Year 2018 Print

Top Risks

Rank	Hazard	Actual Incidents	Vulnerability	Preparedness
1	Fire	2	76%	Low
2	Power Outage	6	73%	Medium
3	Flood	1	72%	Low
4	Inclement Weather	2	71%	Low
5	Patient Surge	2	71%	Medium
6	Seasonal Influenza	0	71%	Low
7	Explosion	0	69%	Low
8	HVAC Failure	0	68%	Low

Assessment Status

Final	Facility	Last Completed
✓	University Hospital	09 Feb 2018
✗	Bellevue Hospital	
✓	Columbia St. Marys	09 Feb 2018
✗	Fawcett Memorial Hospital	
✗	Gotham Health/Tremont	
✗	Gulf Coast Springfield	
✓	Lee Memorial Hospital	09 Feb 2018
✗	Springfield AirMedical	