

Resource Administrators

Home > EMResource > Guide - EMResource Users > Resource Administrators



Your region may be set up to allow [delegated user management](#). If this feature is enabled and you are the region administrator, you can delegate a set of user management tasks to the resource level.

The resource administrator can manage users who are associated with, have update rights for, and/or reporting rights for their resource. Management includes viewing user account details, adding and editing user accounts, and changing passwords. Of the user profile details, this type of administrator can work with the user's contact information, activate and deactivate accounts, specify certain access details, and change or add to a user's preferences.


You decide which roles each resource administrator can assign to the users they manage.


User Profile


For the region administrator, enabling this feature results in significant changes to two areas of the *Create New User* and *Edit User* pages.

Roles and Rights


The *Roles and Rights* section allows you to identify the roles assigned to this person's account and identify the roles they can administer.



 **Edit User: Dave Blue**

 CANCEL

 SAVE


Assigned Roles



 SELECT ASSIGNED ROLES

Administrator  Hospital 

CLEAR

Roles This User Can Administer


 SELECT ROLES TO ADMINISTER



Hospital  Team Deploy 

CLEAR

Note: To assign roles, 'Administer User' must be selected for at least one resource.

Additional User Rights

 SELECT RIGHTS

Form - User may activate forms *  IPN - Receive Incoming Patient Notifications * 

CLEAR

If you are setting up an account for a resource administrator, select one or more roles from the Roles This User Can Administer section to determine which people they administer. These are the roles this resource administrator can assign to the users they manage. In the example above, this resource administrator is a Hospital Admin who can manage people with the Hospital and Team Deploy roles.

Note: If you select any roles in the second section of the Roles and Rights section, you must also select at least one resource's **Administer Users** column in the *Resource Rights* section. The reverse is true as well. If you select this check box for a resource, you must also indicate the role or roles this administrator can assign to the users they manage.

Resource Rights

The *Resource Rights* section contains a fifth column, **Administer Users**, which indicates which resource or resources this administrator can manage.

Springfield, USA (DEMO)SetupUsersEVENTS

Heat AdvisoryHospital Intoxication Patient Surveillance

Edit User: Dave BlueHELP

CANCELSAVE

Resource Rights

Identify the resources this person has access to. You can double click a resource to select all rights.

FILTERS

Resource	Resource Type	<div><input checked="" type="checkbox"/>67View</div>	<div><input type="checkbox"/>1Associated</div>	<div><input type="checkbox"/>1Update</div>	<div><input type="checkbox"/>1Reports</div>	<div><input type="checkbox"/>1Administer Users</div>
Gotham Health Bedford	Specialty Services	<input checked="" type="checkbox"/>	<input type="checkbox"/>	<input type="checkbox"/>	<input type="checkbox"/>	<input type="checkbox"/>
Gotham Health Bushwick	Specialty Services	<input checked="" type="checkbox"/>	<input type="checkbox"/>	<input type="checkbox"/>	<input type="checkbox"/>	<input type="checkbox"/>
Gotham Health Crown Heights	Specialty Services	<input checked="" type="checkbox"/>	<input type="checkbox"/>	<input type="checkbox"/>	<input type="checkbox"/>	<input type="checkbox"/>
Gotham Health/ Daniel Webster	Specialty Services	<input checked="" type="checkbox"/>	<input type="checkbox"/>	<input type="checkbox"/>	<input type="checkbox"/>	<input type="checkbox"/>
Gotham Health Junction	Specialty Services	<input checked="" type="checkbox"/>	<input type="checkbox"/>	<input type="checkbox"/>	<input type="checkbox"/>	<input type="checkbox"/>
Gotham Health La Clinica Del Barrio	Specialty Services	<input checked="" type="checkbox"/>	<input type="checkbox"/>	<input type="checkbox"/>	<input type="checkbox"/>	<input type="checkbox"/>
Gotham Health Mariner's Harbor	Specialty Services	<input checked="" type="checkbox"/>	<input type="checkbox"/>	<input type="checkbox"/>	<input type="checkbox"/>	<input type="checkbox"/>
Gotham Health Tremont	Specialty Services	<input checked="" type="checkbox"/>	<input type="checkbox"/>	<input type="checkbox"/>	<input type="checkbox"/>	<input type="checkbox"/>
Gulf Coast Hospital	Hospitals	<input checked="" type="checkbox"/>	<input type="checkbox"/>	<input type="checkbox"/>	<input type="checkbox"/>	<input type="checkbox"/>